


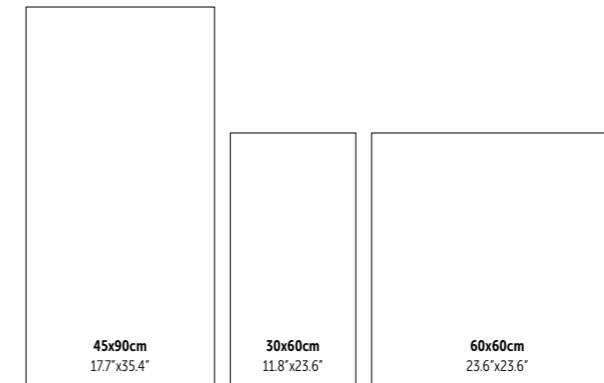


# KOMPACT

**Microcement in a raw state for the creation of refined spaces.**

Microcemento em estado bruto para a criação ambientes refinados.  
 Microciment brut pour créer des environnements raffinés.  
 Mikrozement im Rohzustand zur Schaffung raffinierter Umgebungen.  
 Microcemento en estado crudo para crear ambientes refinados.

 **Porcelain Tiles**  
 Wall & Floor



**COLOURS**  
 Cores . Couleurs . Farben . Colores



SEE IT IN YOUR ROOM!

Wall:  
**Kompact Grey** 44.3x88.8 cm ret. Natural CT07R

Floor:  
**Kompact Dark Grey** 44.3x88.8 cm ret. Natural CT08R



Wall:  
Infinity Plain Kompact Taupe 29.5x59.2 cm DC918

Floor:  
Kompact White 59.2x59.2 cm ret. Natural PT84R



Mosaic Plain Kompact White 29.5x29.5 cm DC910



Kompact Grey 59.2x59.2 cm ret. Natural PT87R

# KOMPACT



**WHITE**  
 44.3x88.8 cm ret.  
 29.5x59.2 cm ret.  
 30x60 cm

CT04R | GD15 CT24R | GD16  
 CP62R | GD07 CP92R | GD07  
 CP62 | GC07 CP92 | GC08



**BEIGE**  
 44.3x88.8 cm ret.  
 29.5x59.2 cm ret.  
 30x60 cm

CT05R | GD15 CT25R | GD16  
 CP63R | GD07 CP93R | GD07  
 CP63 | GC07 CP93 | GC08



**WHITE**  
 59.2x59.2 cm ret.  
 60x60 cm

PT84R | GD09 PT94R | GD09  
 PT84 | GC11 PT94 | GC12



**BEIGE**  
 59.2x59.2 cm ret.  
 60x60 cm

PT85R | GD09 PT95R | GD09  
 PT85 | GC11 PT95 | GC12



**INFINITY PLAIN KOMPACT WHITE** (PIECE)  
 29.5x59.2x0.85 cm

DC916 | GJ44



**INFINITY PLAIN KOMPACT BEIGE** (PIECE)  
 29.5x59.2x0.85 cm

DC917 | GJ44



**MOSAIC PLAIN KOMPACT WHITE (4.7X4.7 cm)** (PIECE)

29.5x29.5x0.85 cm DC910 | GJ33



**MOSAIC PLAIN KOMPACT BEIGE (4.7X4.7 cm)** (PIECE)

29.5x29.5x0.85 cm DC911 | GJ33



Kompact Beige 44.3x88.8 cm ret. Natural CT05R



# KOMPACT



**TAUPE**  
 44.3x88.8 cm ret.  
 29.5x59.2 cm ret.  
 30x60 cm

CT06R | GD15 CT26R | GD16  
 CP64R | GD07 CP94R | GD07  
 CP64 | GC07 CP94 | GC08



**GREY**  
 44.3x88.8 cm ret.  
 29.5x59.2 cm ret.  
 30x60 cm

CT07R | GD15 CT27R | GD16  
 CP65R | GD07 CP95R | GD07  
 CP65 | GC07 CP95 | GC08



**TAUPE**  
 59.2x59.2 cm ret.  
 60x60 cm

PT86R | GD09 PT96R | GD09  
 PT86 | GC11 PT96 | GC12




**GREY**  
 59.2x59.2 cm ret.  
 60x60 cm

PT87R | GD09 PT97R | GD09  
 PT87 | GC11 PT97 | GC12



**INFINITY PLAIN KOMPACT TAUPE (PIECE)**  
 29.5x59.2x0.85 cm

DC918 | GJ44



**INFINITY PLAIN KOMPACT GREY (PIECE)**  
 29.5x59.2x0.85 cm

DC919 | GJ44



**MOSAIC PLAIN KOMPACT TAUPE (4.7X4.7 cm) (PIECE)**  
 29.5x29.5x0.85 cm

DC912 | GJ33

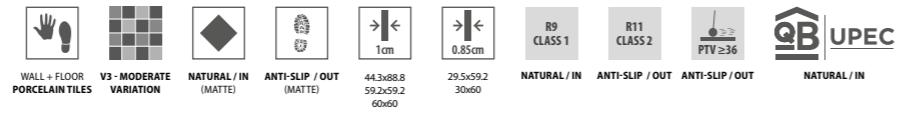


**MOSAIC PLAIN KOMPACT GREY (4.7X4.7 cm) (PIECE)**  
 29.5x29.5x0.85 cm

DC913 | GJ33

Kompact Taupe 59.2x59.2 cm ret. Anti-Slip PT96R

# KOMPACT



**DARK GREY**  
44.3x88.8 cm ret.  
29.5x59.2 cm ret.  
30x60 cm

CT08R | GD15 CT28R | GD16  
CP66R | GD07 CP96R | GD07  
CP66 | GC07 CP96 | GC08



**BLACK**  
44.3x88.8 cm ret.  
29.5x59.2 cm ret.  
30x60 cm

CT09R | GD15 CT29R | GD16  
CP67R | GD07 CP97R | GD07  
CP67 | GC07 CP97 | GC08



**DARK GREY**  
59.2x59.2 cm ret.  
60x60 cm

PT88R | GD09 PT98R | GD09  
PT88 | GC11 PT98 | GC12



**BLACK**  
59.2x59.2 cm ret.  
60x60 cm

PT89R | GD09 PT99R | GD09  
PT89 | GC11 PT99 | GC12



**INFINITY PLAIN KOMPACT DARK GREY (PIECE)**  
29.5x59.2x0.85 cm

DC920 | GJ44



**INFINITY PLAIN KOMPACT BLACK (PIECE)**  
29.5x59.2x0.85 cm

DC921 | GJ44



**MOSAIC PLAIN KOMPACT DARK GREY (4.7X4.7 cm) (PIECE)**  
29.5x29.5x0.85 cm

DC914 | GJ33



**MOSAIC PLAIN KOMPACT BLACK (4.7X4.7 cm) (PIECE)**  
29.5x29.5x0.85 cm

DC915 | GJ33



**Wall:**  
Kompact Dark Grey 29.5x59.2 cm ret. Natural CP66R  
Perfil Inox 1x260 cm Polido F1509

**Floor:**  
Kompact Black 59.2x59.2 cm ret. Natural PT89R

## SPECIAL PIECES

Stairstep Degrau . Nez-de-Marche Stufe . Peldaño	Step Extra Fluted* Degrau Espessurado. Nez de Marche Forte Épaisseur Winkelstufe . Peldaño con Espesor	Skirting Rodapé . Plinthe Socket . Rodapié
44.3x88.8x1 cm ret.   GJ46	29.5x88.8x1 cm ret.   GJ59	8x44.3x1 cm ret.   GJ09
59.2x59.2x1 cm ret.   GJ42	29.5x59.2x0.85 cm ret.   GJ58	8x59.2x1 cm ret.   GJ14
29.5x59.2x1 cm ret.   GJ33		8x60x1 cm   GJ10
29.5x59.2x0.85 cm ret.   GJ30		
60x60x1 cm   GJ36		
30x60x1 cm   GJ28		
30x60x0.85 cm   GJ24		

## PACKAGING

Sizes (cm) Dimensão . Format Maße . Formato	Pieces Peças . Pièces Stück . Piezas	SQM M <sup>2</sup>	Weight Peso . Poids Gewicht . Peso	Box Caixa . Boite Karton . Caja	SQM M <sup>2</sup>	Weight Peso . Poids Gewicht . Peso
44.3x88.8x1 ret.	2	0.787	17.72	43	33.841	782
59.2x59.2x1 ret.	3	1.050	23.20	36	37.800	855
29.5x59.2x0.85 ret.	7	1.220	22.60	40	48.800	924
60x60x1	3	1.080	23.78	36	38.880	876
30x60x0.85	7	1.260	23.40	40	50.400	956

\* Minimum of 10 pieces . Quantidade mínima de 10 peças . Quantitè minimum de 10 piéces . Mindestmenge: 10 Stücke . Cantidad mínima de 10 piezas